

Performance Assessment of Destination-Sequenced Distance-Vector Routing Protocol Using Random Waypoint Mobility Model

Anand Pandey, Shailendra Singh

Assistant Professor

Department of Information Technology

SRM University

ABSTRACT

Mobile ad hoc network is a kind of dynamic network. In this network the mobile nodes dynamically form a temporary network without any centralized administration or the use of any existing network infrastructure. A number of routing protocols like Ad Hoc On-Demand Distance Vector Routing (AODV), Dynamic Source Routing (DSR) and Destination-Sequenced Distance-Vector (DSDV) have been proposed. Destination-Sequenced Distance-Vector Routing (DSDV) is an adaptation of a conventional routing protocol to ad hoc networks. DSDV is based on the Routing Information Protocol, used in some parts of the Internet. DSDV makes use of bidirectional links. In DSDV, packets are routed between nodes using routing tables stored with each node. The routing table, at a particular node, contains a list of the addresses of every other node in the network. In this paper DSDV was studied and its characteristics with respect to the Random Waypoint Mobility Model are analysed based on the packet delivery fraction, routing load, end-to-end delay, PDF, number of packets dropped, throughput and jitter using Network Simulator (NS2) that is employed to run wired and wireless ad hoc simulations. Analyses of the trace files are done in Tracegraph with Matlab.

Keywords— DSDV, MANET, Wireless, Performance Evaluation, Mobility.

I. INTRODUCTION

Mobile Ad hoc Network presently is the emerging area of research with the rapid growth of mobile handheld devices. A Mobile Ad hoc Network (MANET for short) is a network where a number of mobile nodes work together without the intervention of any centralized authority or any fixed infrastructure. MANETs are self-configuring, self-organizing network where the topology is dynamic. With the increase of mobile devices and wireless communication, such type of ad hoc networking is gaining importance with the increasing number of widespread applications [1]. Ad hoc networks are normally used where there is little or no communication infrastructure or the existing infrastructure for communication is expensive.

II. MANET APPLICATIONS

Qualities like quick deployment, minimal configuration and absence of centralized infrastructure make MANETs suitable for medical, combat and other emergency situations. All nodes in a MANET have the capability of moving in a given space and establishing connection between themselves. Mobile Ad-Hoc Networks allow users to access and exchange information regardless of their geographic position. In contrast to the infrastructure networks using access points, all nodes in MANETs are mobile and their connections are dynamic.

In the absence of any centralized authority in such a network, we consider each node as a host and a potential router at the same time. A sample scenario of wireless nodes of a Mobile Ad hoc Network is presented here in Figure 1

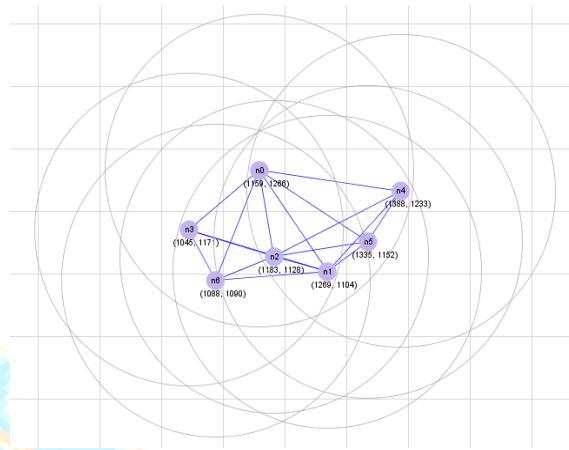


Figure 1: An Example of Mobile Ad hoc Network (MANET)

Applications for MANETs are wide ranging they are used in many critical situations: An ideal application of MANET is in search and rescue operations. Another application of MANETs is wireless sensor networks. A wireless sensor network is a network composed of a very large number of small sensors. These small sensors can be used to detect any number of properties in a given area. Examples include pressure, temperature, toxins, pollutions, etc.

III. ROUTING IN MOBILE AD HOC NETWORK

An ad-hoc network is a collection of wireless mobile hosts forming a temporary network without the aid of any stand-alone infrastructure or centralized administration [2]. Mobile Ad-hoc networks are self-organizing and self-configuring multi-hop wireless networks, where the topology of the network changes dynamically. This is mainly due to the unpredictable mobility of the node [3]. Nodes in these networks utilize the same wireless channel and engage themselves in multi-hop forwarding. The nodes in this network not only act as hosts but also as routers that route the data from/to other nodes in network [4].

Classification of routing protocols in MANET's can be done on the basis of routing strategy and network structure [3, 5]. According to the routing strategy the routing protocols can be categorized into Table-Driven and Source-Initiated protocols, while on the basis of the network structure these protocols are classified as flat routing, hierarchical routing and geographic position assisted routing [3].

Flat routing protocols are of two types; proactive routing (table driven) protocols, and reactive (on-demand) routing protocols. They further can be classified according to their design principles; proactive routing follows LS strategy (link state) while on-demand routing follows DV (distance-vector).

Proactive protocols continuously learn the topology of the network by exchanging topological information among the regular nodes. Thus, when there is a need for a route the data to a particular destination, such route information is available immediately [6]. Hence there is minimum delay in determining the route to be chosen which is important for time-critical traffic. Proactive protocols suits well in networks where the nodes transmit data frequently and have low node mobility. Examples of Proactive MANET Protocols include:

- Optimized Link State Routing, or OLSR [7]
- Topology Broadcast based on Reverse Path Forwarding, or TBRPF [8]
- Fish-eye State Routing, or FSR [9]
- Destination-Sequenced Distance Vector, or DSDV [10]
- Landmark Routing Protocol, or LANMAR [11]
- Clusterhead Gateway Switch Routing Protocol, or CGSR [12]

Reactive / On Demand routing is a relatively new routing style that provides solution to relatively large network topologies. These protocols are based on some sort of query-reply packet exchange. In this type of routing there is no need of periodic transmission of topological information. Common for most on-demand routing protocols are the route discovery phase where packets are flooded into the network in search of an optimal path to the destination node in the network. Examples of Reactive MANET Protocols include:

- Ad hoc On-Demand Distance Vector, or AODV [17]
- Dynamic Source Routing, or DSR
- Temporally Ordered Routing Algorithm, or TORA

IV. DESTINATION SEQUENCED DISTANCE VECTOR ROUTING (DSDV)

The Destination-Sequenced Distance-Vector (DSDV) Routing Algorithm is based on the Bellman-Ford Routing Algorithm with certain improvements.

Every mobile node maintains a routing table that lists all available destinations, the number of hops required to reach the destination and the sequence number assigned by the destination node. The sequence number is used to distinguish old routes from new ones and thereby avoid the formation of loops. The nodes periodically transmit their routing tables to their immediate neighbors. A node transmits its routing table if a significant change has occurred in its table since the last update sent.

The routing table updates are sent in two ways: a “full dump” or an “incremental update”. In full dump the full routing table is sent to the neighbours whereas in an incremental update only those segments from the routing table are sent that has a recorded a change since the last update. In a highly dynamic network, incremental packets can create a flood like situation so full dumps can be used there. Each route update packet contains a unique sequence number assigned by the transmitter, in addition to the routing table information. If two routes have the same sequence number, then the route with the shortest route can be used

V. RANDOM WAYPOINT MOBILITY MODEL

Random Waypoint Mobility (RWP) model is a commonly used model for providing mobility in ns2. It is the most basic model which describes the movement pattern of independent nodes in simple terms. Briefly, in the Random Waypoint Mobility model:

- Each node moves along a zigzag line from one waypoint P_i to the next P_{i+1} where P_i is the position of a particular node.
- The waypoints are uniformly distributed over the given deployment area, e.g. unit disk.
- At the start of each round a random speed is drawn from the speed distribution. (In the basic case the velocity is constant 1)
- Optionally, the nodes may have so-called "thinking times" when they reach each waypoint before continuing on the next round, where durations are independent and identically distributed random variables.

VI. SIMULATION OF ROUTING PROTOCOL

Simulation of the DSDV routing protocol has been done to evaluate the performance of the network with respect to the varying number of nodes. Various network parameters that are taken for the simulation are listed in Table 1.

TABLE I: Network Parameter Definition

Parameter Name	Value
Channel Type	Channel/Wireless Channel
Netif	Phy/Wireless Phy
Mac Protocol	Mac/802_11
Queue Length	50
Number of Nodes	4/8/12/16/20
Routing Protocol	DSDV
Grid Size	500 x 500
Packet Size	512
Simulation Time	200 Sec
Pause Time	2.0 Sec
Max. Speed	10.0 m/s
Max. Connections	No. of Nodes/ 2
Mobility Model	Random Waypoint Mobility Model

VII. RESULTS, PERFORMANCE EVALUATION & ANALYSIS

Experiments are carried out in Network Simulator 2 (NS2 [16]) with programming done in Tcl script language. Two output files with *.nam and *.tr extension were further analyzed. NAM is a Tcl/Tk based animation tool for viewing network simulation traces and real world packet traces. NAM supports topological layout, packet level animations, and various data inspection tools. Trace files (with *.tr extension) can be analyzed by tracegraph [15] tool that runs within Matlab. We also evaluate the performance of DSDV by varying the number of nodes. We are able to analyse the simulation of DSDV with different number of nodes, with the help of 2D and 3D graphs generated with tracegraph. The simulation is divided in five parts based on the number of nodes that vary:

- DSDV with 4 nodes.
- DSDV with 8 nodes.
- DSDV with 12 nodes.
- DSDV with 16 nodes.
- DSDV with 20 nodes.

The comparison of performance of DSDV, based on the number of nodes is done on following parameters like packet sent, packet received, packet dropped, packets lost, packets forwarded, throughput and average end-to-end delay, Normalized Routing Load, and Packet Delivery Fraction.

VIII. COMPARISON OF PERFORMANCE OF DSDV BASED UPON NUMBER OF NODES

As we increase the number of nodes for performing the simulation of DSDV protocol, number of sent and delivered packets changes, which results in a change in throughput and average end-to-end delay. Throughput is defined as the ratio of data delivered to the destination to the data sent by the sources. Average end-to-end delay is the average time a packet takes to reach its destination. The table II shows the difference between sent

packets, received packets, lost and dropped packets, the average end-to-end delay when the number of nodes is increased.

Packet Size----- 512

Simulation Time----- 200 Sec.

Table II: Comparison of Various Parameters v/s No. of Nodes

No of Nodes→	4	8	12	16	20
Parameters					
Packets Sent	32843	35124	36781	41264	38674
Packets Received	32843	35124	37481	41264	38674
Packets Forwarded	0	0	0	0	0
PDF	0.9965	0.9942	0.9926	0.9911	0.9889
End to end delay	192.433	265.899	315.945	452.353	435.738
Throughput	398.57	415.42	423.43	428.36	441.52

The data in Table 2 are plotted in MS Excel

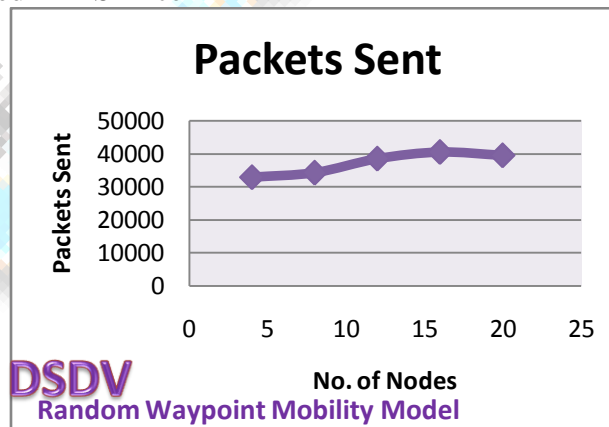


Fig. 2: Plot of Packets Sent against no. of Nodes

Fig. 2 shows the total number of packets sent vary with increasing number of nodes. As the number of nodes goes on increasing, the packets sent increases.

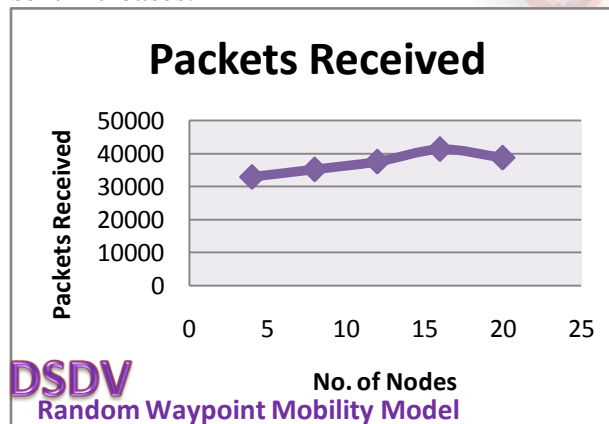


Fig. 3: Plot of Packets Received against no. of Nodes

Fig. 3 shows the graphical representation of Packet Received versus number of nodes of DSDV protocol. As the number of nodes goes on increasing, the number of packets received increases.

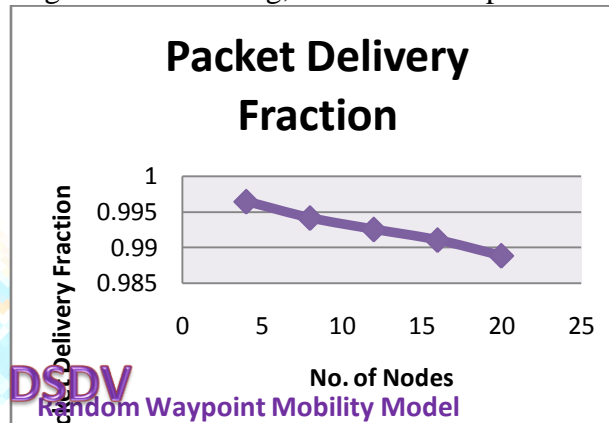


Fig. 4: Plot of PDF against no. of Nodes

$$\text{PDF} = \frac{\text{Number of Received Packets}}{\text{Number of Sent Packets}}$$

Figure 4 shows the graphical representation of PDF versus the number of nodes of DSDV protocol. As the number of nodes goes on increasing, the PDF value decreases.

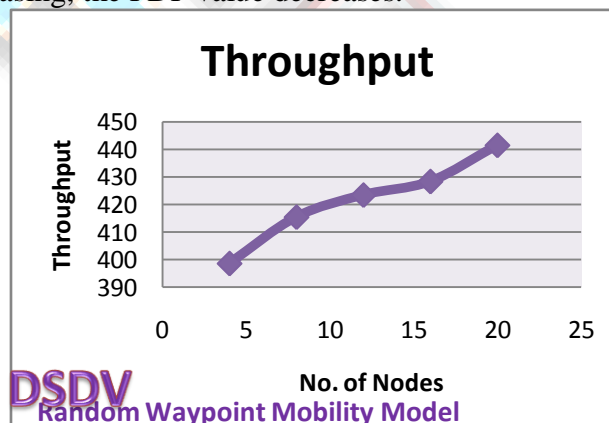


Fig. 5: Plot of Packets Received against no. of Nodes

Figure 5 shows the graphical representation of Throughput versus the number of nodes of DSDV protocol. As the number of nodes goes on increasing, the Throughput value increases.

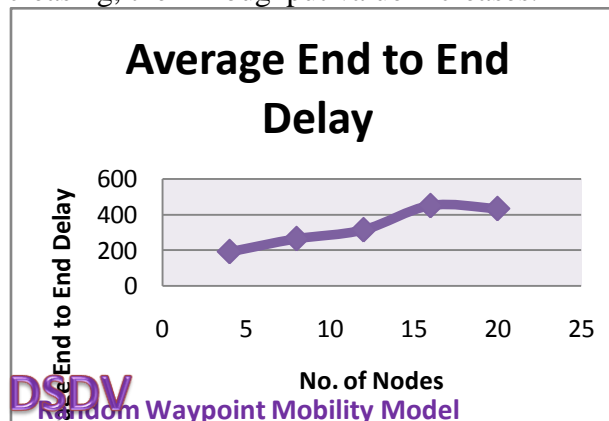


Fig. 6 : Plot of Average E2E delay against no. of Nodes

Figure 6 shows the graphical representation of Average End to End Delay versus the number of nodes of DSDV protocol. As the number of nodes goes on increasing, the E2E delay value increases.

REFERENCES

1. Sarangapani, Jagannathan, "Wireless ad hoc and sensor networks: Protocols, Performance and Control", CRC Press.
2. Xiaoyan Hong, Kaixin Xu, and Mario Gerla. "Scalable routing protocols for mobile ad hoc networks", 2002.
3. Mehran Abolhasan, Tadeusz Wysocki, and Eryk Dutkiewicz, "A review of routing protocols for mobile ad hoc networks", Technical report, Telecommunication and Information Research Institute, University of Wollongong, Wollongong, NSW 2522; Motorola Australia Research Centre, 12 Lord St., Botany, NSW 2525, Australia, 2003.
4. Laura Marie Feeney, "A taxonomy for routing protocols in mobile ad hoc networks", Technical report, Swedish Institute of Computer Science, Sweden, 1999.
5. Dr. Uwe Roth, "Highly dynamic destination-sequenced distance-vector routing", <http://wiki.uni.lu/secan-lab/Highly+Dynamic+Destination-Sequenced+Distance-Vector+Routing.html>
6. Al-Sakib Khan Pathan and Choong Seon Hong, "Routing in Mobile Ad Hoc Networks", Guide to Wireless Ad Hoc Networks, Springer (London), (Edited by Sudip Misra, Isaac Woungang, and Subhas Chandra Misra), ISBN 978-1-84800-327-9, 2009, pp. 59-96
7. P. Jacquet, P. Muhlethaler, A. Qayyum, A. Laouiti, L. Viennot and T. Clausen, "Optimized Link State Routing Protocol", Internet Draft, IETF MANET Working Group, draft-ietf-manet-olsr-04.txt, Mar. 2002.
8. R. G. Ogier, F. L. Templin, B. Bellur, M. G. Lewis, "Topology Broadcast Based on Reverse-Path Forwarding (TBRPF)", Internet Draft, IETF MANET Working Group, draft-ietf-manet-tbrpf-05.txt, Mar. 2002.
9. G. Pei, M. Gerla, and T.-W. Chen, "Fisheye State Routing in Mobile Ad Hoc Networks", Proceedings of Workshop on Wireless Networks and Mobile Computing, Taipei, Taiwan, Apr. 2000.
10. Perkins, C.E., and P. Bhagwat, "Highly dynamic destination sequenced distancevector routing (DSDV) for mobile computers", Computer Communications Review, 1994, pp. 234-244.
11. P. F. Tsuchiya, "The Landmark Hierarchy: a new hierarchy for routing in very large networks", Computer Communication Review, vol.18, no.4, Aug. 1988, pp. 35-42.
12. Ching -Chuan Chiang, Hsiao-Kunag Wu, Winston Liu and Mario Gerla, "Routing in Clustered Multihop, Mobile Wireless Networks with Fading Channel," IEEE Singapore
13. Perkins CE, Royer EM, Chakeres ID (2003) Ad hoc On-Demand Distance Vector (AODV) Routing. IETF Draft, October, 2003, available at <http://tools.ietf.org/html/draft-perkins-manet-aodvbis-00>. Accessed 21 February 2008
14. Broch J, Johnson DB, Maltz DA (1999) The Dynamic Source Routing Protocol for Mobile Ad Hoc Networks. IETF Draft, October, 1999, available at <http://tools.ietf.org/id/draft-ietf-manet-dsr-03.txt>.
15. Tracegraph <http://www.tracegraph.com/download.html>
16. S. McCanne and S. Floyd. "Network Simulator", <http://www.isi.edu/nsnam/ns/>
17. V. Park and M. S. Corson, A Highly Adaptive Distributed Routing Algorithm for Mobile Wireless Networks, Proc. IEEE INFOCOM '97, Kobe, Japan (1997).
18. ETSI STC-RES10 Committee. Radio equipment and systems: HIPERLAN type 1, functional specifications ETS 300-652, ETSI, June 1996.